

Chapter 2

Sets

All of mathematics can be described with sets. This becomes more and more apparent the deeper into mathematics you go. The theory of sets is a language that is perfectly suited to describing and explaining all types of mathematical structures.

2.1 Introduction to Sets

A **set** is a collection of things. The things in the collection are called **elements** of the set. We are mainly concerned with sets whose elements are mathematical entities, such as numbers, points, functions, etc.

A set is often expressed by listing its elements between commas, enclosed by braces. For example, the collection $\{2, 4, 6, 8\}$ is a set which has four elements, the numbers 2, 4, 6 and 8. Some sets have infinitely many elements, like the set of all integers,

$$\{\dots, -4, -3, -2, -1, 0, 1, 2, 3, 4, \dots\}.$$

Here the dots indicate a pattern of numbers that continues forever in both the positive and negative directions. A set is called an **infinite** set if it has infinitely many elements; otherwise it is called a **finite** set.

Two sets are **equal** if they have exactly the same elements. So $\{2, 4, 6, 8\} = \{4, 2, 8, 6\}$ because even though they are listed in a different order, the elements are identical; but $\{2, 4, 6, 8\} \neq \{2, 4, 6, 7\}$. Also

$$\{\dots - 4, -3, -2, -1, 0, 1, 2, 3, 4, \dots\} = \{0, -1, 1, -2, 2, -3, 3, -4, 4, \dots\}.$$

We often use uppercase letters to stand for sets. In discussing the set $\{2, 4, 6, 8\}$ we might declare $A = \{2, 4, 6, 8\}$ and then use A to stand for $\{2, 4, 6, 8\}$. To express that 2 is an element of the set A , we write $2 \in A$, and read this as “2 is an element of A ,” or “2 is in A ,” or just “2 in A .” We also have $4 \in A$, $6 \in A$ and $8 \in A$, but $5 \notin A$. We read this last expression as “5 is not an element of A ,” or “5 not in A .” Expressions like $6, 2 \in A$ or $2, 4, 8 \in A$ are used to indicate that several things are in a set.

Some sets are so significant that special symbols are reserved for them. The set of **natural numbers** (the positive whole numbers) is denoted by \mathbb{N} :

$$\mathbb{N} = \{1, 2, 3, 4, 5, 6, 7, \dots\}.$$

The set of **integers**

$$\mathbb{Z} = \{\dots, -4, -3, -2, -1, 0, 1, 2, 3, 4, \dots\}$$

is another fundamental set. The symbol \mathbb{R} stands for the set of all **real numbers**, a set that is familiar to you from calculus. Other special sets will be listed later in this section.

Sets need not have just numbers as elements. The set $B = \{T, F\}$ consists of two letters, perhaps representing the values “true” and “false.” The set $C = \{a, e, i, o, u\}$ consists of the lowercase vowels in the English alphabet. The set $D = \{(0, 0), (1, 0), (0, 1), (1, 1)\}$ has as elements the four corner points of a square on the x - y coordinate plane. Thus $(0, 0) \in D$, $(1, 0) \in D$, etc., but $(1, 2) \notin D$ (for instance). It is even possible for a set to have other sets as elements. Consider $E = \{1, \{2, 3\}, \{2, 4\}\}$, which has three elements: the number 1, the set $\{2, 3\}$ and the set $\{2, 4\}$. Thus $1 \in E$ and $\{2, 3\} \in E$ and $\{2, 4\} \in E$. But note that $2 \notin E$, $3 \notin E$ and $4 \notin E$.

Consider the set $M = \left\{ \begin{bmatrix} 0 & 0 \\ 0 & 0 \end{bmatrix}, \begin{bmatrix} 1 & 0 \\ 0 & 1 \end{bmatrix}, \begin{bmatrix} 1 & 0 \\ 1 & 1 \end{bmatrix} \right\}$ of three two-by-two matrices. We have $\begin{bmatrix} 0 & 0 \\ 0 & 0 \end{bmatrix} \in M$, but $\begin{bmatrix} 1 & 1 \\ 0 & 1 \end{bmatrix} \notin M$. Letters can serve as symbols denoting a set’s elements: If $a = \begin{bmatrix} 0 & 0 \\ 0 & 0 \end{bmatrix}$, $b = \begin{bmatrix} 1 & 0 \\ 0 & 1 \end{bmatrix}$ and $c = \begin{bmatrix} 1 & 0 \\ 1 & 1 \end{bmatrix}$, then $M = \{a, b, c\}$.

If X is a finite set, its **cardinality** or **size** is the number of elements it has, and this number is denoted as $|X|$. Thus for the sets above, $|A| = 4$, $|B| = 2$, $|C| = 5$, $|D| = 4$, $|E| = 3$ and $|M| = 3$.

There is a special set that, although small, plays a big role. The **empty set** is the set $\{\}$ that has no elements. We denote it as \emptyset , so $\emptyset = \{\}$. Whenever you see the symbol \emptyset , it stands for $\{\}$. Note that $|\emptyset| = 0$. The empty set is the only set whose cardinality is zero.

Be careful in writing the empty set. Don’t write $\{\emptyset\}$ when you mean \emptyset . These sets can’t be equal because \emptyset contains nothing while $\{\emptyset\}$ contains one thing, namely the empty set. If this is confusing, think of a set as a box with things in it, so, for example, $\{2, 4, 6, 8\}$ is a “box” containing four numbers. The empty set $\emptyset = \{\}$ is an empty box. By contrast, $\{\emptyset\}$ is a box with an empty box inside it. Obviously, there’s a difference: An empty box is not the same as a box with an empty box inside it. Thus $\emptyset \neq \{\emptyset\}$. (You might also note $|\emptyset| = 0$ and $|\{\emptyset\}| = 1$ as additional evidence that $\emptyset \neq \{\emptyset\}$.)

This box analogy can clarify sets. The set $F = \{\emptyset, \{\emptyset\}, \{\{\emptyset\}\}\}$ may look strange but it is quite simple. It is a box containing three things: an empty box, a box containing an empty box, and a box containing a box containing an empty box. Thus $|F| = 3$. The set $I = \{\mathbb{N}, \mathbb{Z}\}$ is a box containing two boxes, a box of natural numbers and a box of integers. Thus $|I| = 2$.

A special notation called **set-builder notation** is used to describe sets that are too big to list between braces. Consider the set of even integers $E = \{\dots, -6, -4, -2, 0, 2, 4, 6, \dots\}$. In set-builder notation this set is written as

$$E = \{2n : n \in \mathbb{Z}\}.$$

We read the first brace as “*the set of all things of form,*” and the colon as “*such that.*” So the expression $E = \{2n : n \in \mathbb{Z}\}$ is read as “*E equals the set of all things of form $2n$, such that n is an element of \mathbb{Z} .*” The idea is that E consists of all possible values of $2n$, where n takes on all values in \mathbb{Z} .

In general, a set X written with set-builder notation has the syntax


$$X = \{\text{expression} : \text{rule}\},$$

where X is understood to contain all values of “expression” that are specified by “rule.” For example, the set E above is the set of all values of the expression $2n$ that satisfy the rule $n \in \mathbb{Z}$. The same set can be expressed many ways. For example, $E = \{2n : n \in \mathbb{Z}\} = \{n : n \text{ is an even integer}\} = \{n : n = 2k, k \in \mathbb{Z}\}$. Another common way of writing it is

$$E = \{n \in \mathbb{Z} : n \text{ is even}\},$$


read “*E is the set of all n in \mathbb{Z} such that n is even.*” Some writers use a bar instead of a colon; for example, $E = \{n \in \mathbb{Z} \mid n \text{ is even}\}$. We use the colon.

Example 2.1. Describe the set $A = \{7a + 3b : a, b \in \mathbb{Z}\}$.

Solution: This set contains all numbers of form $7a + 3b$, where a and b are integers. Each such number $7a + 3b$ is an integer, so A contains only integers. But *which* integers? If n is *any* integer, then $n = 7n + 3(-2n)$, so $n = 7a + 3b$ where $a = n$ and $b = -2n$. Thus $n \in A$, and so $A = \mathbb{Z}$. 

Example 2.2. Here are some further illustrations of set-builder notation.

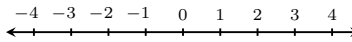
1. $\{n : n \text{ is a prime number}\} = \{2, 3, 5, 7, 11, 13, 17, \dots\}$
2. $\{n \in \mathbb{N} : n \text{ is prime}\} = \{2, 3, 5, 7, 11, 13, 17, \dots\}$
3. $\{n^2 : n \in \mathbb{Z}\} = \{0, 1, 4, 9, 16, 25, \dots\}$
4. $\{x \in \mathbb{R} : x^2 - 2 = 0\} = \{\sqrt{2}, -\sqrt{2}\}$
5. $\{x \in \mathbb{Z} : x^2 - 2 = 0\} = \emptyset$
6. $\{x \in \mathbb{Z} : |x| < 4\} = \{-3, -2, -1, 0, 1, 2, 3\}$
7. $\{2x : x \in \mathbb{Z}, |x| < 4\} = \{-6, -4, -2, 0, 2, 4, 6\}$
8. $\{x \in \mathbb{Z} : |2x| < 4\} = \{-1, 0, 1\}$

Items 6–8 highlight a conflict of notation that we should be alert to. The expression $|X|$ means *absolute value* if X is a number and *cardinality* if X is a set. The distinction should always be clear from context. Consider $\{x \in \mathbb{Z} : |x| < 4\}$ in item 6 above. Here $x \in \mathbb{Z}$, so x is a number (not a set), and thus the bars in $|x|$ must mean absolute value, not cardinality. On the other hand, suppose $A = \{\{1, 2\}, \{3, 4, 5, 6\}, \{7\}\}$ and $B = \{X \in A : |X| < 3\}$. The elements of A are sets (not numbers), so the $|X|$ in the expression for B must mean cardinality. Therefore $B = \{\{1, 2\}, \{7\}\}$. 

We close this section with a summary of special sets. These are sets that are so common that they are given special names and symbols.

- The empty set: $\emptyset = \{\}$
- The natural numbers: $\mathbb{N} = \{1, 2, 3, 4, 5, \dots\}$
- The integers: $\mathbb{Z} = \{\dots, -3, -2, -1, 0, 1, 2, 3, 4, 5, \dots\}$
- The rational numbers: $\mathbb{Q} = \{x : x = \frac{m}{n}, \text{ where } m, n \in \mathbb{Z} \text{ and } n \neq 0\}$
- The real numbers: \mathbb{R}


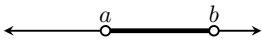
We visualize the set \mathbb{R} of real numbers as an infinitely long number line.



In the parlance of Chapter 1, \mathbb{R} is not a discrete system. But it is a fundamental set that is nonetheless important in discrete mathematics.

Notice that \mathbb{Q} is the set of all numbers in \mathbb{R} that can be expressed as a fraction of two integers. You may be aware that $\mathbb{Q} \neq \mathbb{R}$, as $\sqrt{2} \notin \mathbb{Q}$ but $\sqrt{2} \in \mathbb{R}$. (If not, this point will be addressed in Chapter 10.)

In calculus you encountered intervals on the number line. Like \mathbb{R} , these too are infinite sets of numbers. Any two numbers $a, b \in \mathbb{R}$ with $a < b$ give rise to various intervals. Graphically, they are represented by a darkened segment between a and b . A solid circle at an endpoint indicates that that number is included in the interval. A hollow circle indicates a point that is not included in the interval.

- Closed interval: $[a, b] = \{x \in \mathbb{R} : a \leq x \leq b\}$ 
- Open interval: $(a, b) = \{x \in \mathbb{R} : a < x < b\}$ 

Each of these intervals is an infinite set containing infinitely many numbers as elements. For example, though its length is short, the interval $(0.1, 0.2)$ contains infinitely many numbers, that is, all numbers between 0.1 and 0.2. It is an unfortunate notational accident that (a, b) can denote both an open interval on the line and a point on the plane. The difference is usually clear from context. In the next section we will see yet another meaning of (a, b) .

Exercises for Section 2.1

A. Write each of the following sets by listing their elements between braces.

1. $\{5x - 1 : x \in \mathbb{Z}\}$
2. $\{3x + 2 : x \in \mathbb{Z}\}$
3. $\{x \in \mathbb{Z} : -2 \leq x < 7\}$
4. $\{x \in \mathbb{N} : -2 < x \leq 7\}$
5. $\{x \in \mathbb{R} : x^2 = 3\}$
6. $\{x \in \mathbb{R} : x^2 = 9\}$
7. $\{x \in \mathbb{R} : x^2 + 5x = -6\}$
8. $\{x \in \mathbb{R} : x^3 + 5x^2 = -6x\}$
9. $\{x \in \mathbb{R} : \sin \pi x = 0\}$
10. $\{x \in \mathbb{R} : \cos x = 1\}$

11. $\{x \in \mathbb{Z} : |x| < 5\}$ 12. $\{x \in \mathbb{Z} : |2x| < 5\}$
 13. $\{x \in \mathbb{Z} : |6x| < 5\}$ 14. $\{5x : x \in \mathbb{Z}, |2x| \leq 8\}$
 15. $\{5a + 2b : a, b \in \mathbb{Z}\}$ 16. $\{6a + 2b : a, b \in \mathbb{Z}\}$

B. Write each of the following sets in set-builder notation.

17. $\{2, 4, 8, 16, 32, 64, \dots\}$ 18. $\{0, 4, 16, 36, 64, 100, \dots\}$
 19. $\{\dots, -6, -3, 0, 3, 6, 9, 12, 15, \dots\}$ 20. $\{\dots, -8, -3, 2, 7, 12, 17, \dots\}$
 21. $\{0, 1, 4, 9, 16, 25, 36, \dots\}$ 22. $\{3, 6, 11, 18, 27, 38, \dots\}$
 23. $\{3, 4, 5, 6, 7, 8\}$ 24. $\{-4, -3, -2, -1, 0, 1, 2\}$
 25. $\{\dots, \frac{1}{8}, \frac{1}{4}, \frac{1}{2}, 1, 2, 4, 8, \dots\}$ 26. $\{\dots, \frac{1}{27}, \frac{1}{9}, \frac{1}{3}, 1, 3, 9, 27, \dots\}$
 27. $\{\dots, -\frac{\pi}{2}, 0, \frac{\pi}{2}, \pi, \frac{3\pi}{2}, 2\pi, \frac{5\pi}{2}, \dots\}$ 28. $\{\dots, -\frac{3}{2}, -\frac{3}{4}, 0, \frac{3}{4}, \frac{3}{2}, \frac{9}{4}, 3, \frac{15}{4}, \frac{9}{2}, \dots\}$

C. Find the cardinalities of the following sets

29. $\{\{1\}, \{2, \{3, 4\}\}, \emptyset\}$ 30. $\{\{1, 4\}, a, b, \{\{3, 4\}\}, \{\emptyset\}\}$
 31. $\{\{\{1\}, \{2, \{3, 4\}\}\}, \emptyset\}$ 32. $\{\{\{1, 4\}, a, b, \{\{3, 4\}\}\}, \{\emptyset\}\}$
 33. $\{x \in \mathbb{Z} : |x| < 10\}$ 34. $\{x \in \mathbb{N} : |x| < 10\}$
 35. $\{x \in \mathbb{Z} : x^2 < 10\}$ 36. $\{x \in \mathbb{N} : x^2 < 10\}$
 37. $\{x \in \mathbb{N} : x^2 < 0\}$ 38. $\{x \in \mathbb{N} : 5x \leq 20\}$

2.2 The Cartesian Product

Given two sets A and B , it is possible to “multiply” them to produce a new set denoted as $A \times B$. This operation is called the *Cartesian product*. To understand it, we must first understand the idea of an ordered pair.

Definition 2.1. An **ordered pair** is a list (x, y) of two things x and y , enclosed in parentheses and separated by a comma.

For example, $(2, 4)$ is an ordered pair, as is $(4, 2)$. These ordered pairs are different because even though they have the same things in them, the order is different. We write $(2, 4) \neq (4, 2)$. Right away you can see that ordered pairs can be used to describe points on the plane, as was done in calculus, but they are not limited to just that. The things in an ordered pair don't have to be numbers. You can have ordered pairs of letters, such as (m, ℓ) , ordered pairs of sets such as $(\{2, 5\}, \{3, 2\})$, even ordered pairs of ordered pairs like $((2, 4), (4, 2))$. The following are also ordered pairs: $(2, \{1, 2, 3\})$ and $(\mathbb{R}, (0, 0))$. Any list of two things enclosed by parentheses is an ordered pair. Now we are ready to define the Cartesian product.

Definition 2.2. The **Cartesian product** of two sets A and B is another set, denoted as $A \times B$ and defined as $A \times B = \{(a, b) : a \in A, b \in B\}$.

Thus $A \times B$ is a set of ordered pairs of elements from A and B . For example, if $A = \{k, \ell, m\}$ and $B = \{q, r\}$, then

$$A \times B = \{(k, q), (k, r), (\ell, q), (\ell, r), (m, q), (m, r)\}.$$

Figure 2.1 shows how to make a schematic diagram of $A \times B$. Line up the elements of A horizontally and line up the elements of B vertically, as if A and B form an x - and y -axis. Then fill in the ordered pairs so that each element (x, y) is in the column headed by x and the row headed by y .

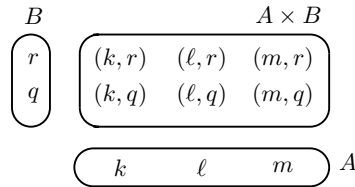



Fig. 2.1 A diagram of a Cartesian product

For another example, $\{0, 1\} \times \{2, 1\} = \{(0, 2), (0, 1), (1, 2), (1, 1)\}$. If you are a visual thinker, you may wish to draw a diagram similar to Figure 2.1. The rectangular array of such diagrams give us the following general fact.

Fact 2.1. If A and B are finite sets, then $|A \times B| = |A| \cdot |B|$.

Example 2.3. Suppose $A = \{\square, \square, \square, \square, \square, \square\}$ is a set consisting of the six faces of a dice. The Cartesian product $A \times A$ is diagramed below.



Note that $A \times A$ has $6 \cdot 6 = 36$ elements. We can think of it as the set of possible outcomes in rolling a dice two times in a row. Each element of $A \times A$ is an ordered pair of form

$$(\text{result of 1st roll}, \text{result of 2nd roll}).$$

This models the sample space mentioned on page 5. Cartesian products are useful for describing and analyzing such situations.

The set $\mathbb{R} \times \mathbb{R} = \{(x, y) : x, y \in \mathbb{R}\}$ should be familiar. Think of it as the set of points on the Cartesian plane, drawn in Figure 2.2(a). The set $\mathbb{R} \times \mathbb{N} = \{(x, y) : x \in \mathbb{R}, y \in \mathbb{N}\}$ consists of all points on the Cartesian plane whose second coordinate is a natural number. This is illustrated in Figure 2.2(b), which shows that $\mathbb{R} \times \mathbb{N}$ looks like infinitely many horizontal lines at integer heights above the x axis. The set $\mathbb{N} \times \mathbb{N}$ can be visualized as the set of all points on the Cartesian plane whose coordinates are both natural numbers. It looks like a grid of dots in the first quadrant, as illustrated in Figure 2.2(c).

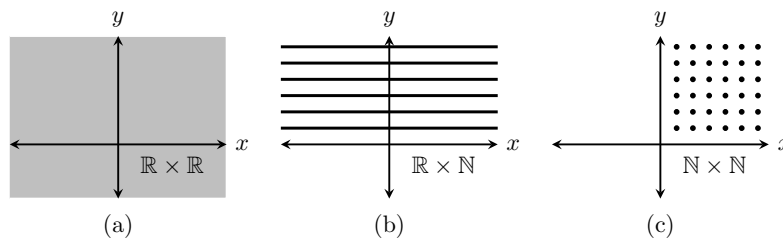


Fig. 2.2 Drawings of some Cartesian products

It is even possible to form Cartesian products of Cartesian products, as in $\mathbb{R} \times (\mathbb{N} \times \mathbb{Z}) = \{(x, (y, z)) : x \in \mathbb{R}, (y, z) \in \mathbb{N} \times \mathbb{Z}\}$.

We can also define Cartesian products of three or more sets by moving beyond ordered pairs. An **ordered triple** is a list (x, y, z) . The Cartesian product of the three sets \mathbb{R} , \mathbb{N} and \mathbb{Z} is $\mathbb{R} \times \mathbb{N} \times \mathbb{Z} = \{(x, y, z) : x \in \mathbb{R}, y \in \mathbb{N}, z \in \mathbb{Z}\}$. Of course there is no reason to stop with ordered triples. In general,

$$A_1 \times A_2 \times \cdots \times A_n = \{(x_1, x_2, \dots, x_n) : x_i \in A_i \text{ for each } i = 1, 2, \dots, n\}.$$

Be mindful of parentheses. There is a slight difference between $\mathbb{R} \times (\mathbb{N} \times \mathbb{Z})$ and $\mathbb{R} \times \mathbb{N} \times \mathbb{Z}$. The first is a Cartesian product of two sets; its elements are ordered pairs $(x, (y, z))$. The second is a Cartesian product of three sets; its elements look like (x, y, z) . To be sure, in many situations there is no harm in blurring the distinction between expressions like $(x, (y, z))$ and (x, y, z) , but for now we regard them as different.

We can also take **Cartesian powers** of sets. For any set A and positive integer n , the power A^n is the Cartesian product of A with itself n times:

$$A^n = A \times A \times \cdots \times A = \{(x_1, x_2, \dots, x_n) : x_1, x_2, \dots, x_n \in A\}.$$

In this way, \mathbb{R}^2 is the familiar Cartesian plane and \mathbb{R}^3 is three-dimensional space. You can visualize how, if \mathbb{R}^2 is the plane, then $\mathbb{Z}^2 = \{(m, n) : m, n \in \mathbb{Z}\}$ is a grid of points on the plane. Likewise, as \mathbb{R}^3 is 3-dimensional space, $\mathbb{Z}^3 = \{(m, n, p) : m, n, p \in \mathbb{Z}\}$ is a grid of points in space.

In other courses you may encounter sets that are very similar to \mathbb{R}^n , but yet have slightly different shades of meaning. Consider, for example, the set of all two-by-three matrices with entries from \mathbb{R} :

$$M = \left\{ \begin{bmatrix} u & v & w \\ x & y & z \end{bmatrix} : u, v, w, x, y, z \in \mathbb{R} \right\}.$$

This is not really all that different from the set

$$\mathbb{R}^6 = \{(u, v, w, x, y, z) : u, v, w, x, y, z \in \mathbb{R}\}.$$


The elements of these sets are merely certain arrangements of six real numbers. Despite their similarity, we maintain that $M \neq \mathbb{R}^6$, for two-by-three matrices are not the same things as sequences of six numbers.

We close with one further example of a Cartesian power.

Example 2.4. We can describe the two sides of a coin by the set $S = \{H, T\}$. The possible outcomes of tossing the coin seven times in a row can be described with the Cartesian power S^7 . A typical element of S^7 looks like

$$(H, H, T, H, T, T, T),$$

meaning a head was tossed first, then another head, then a tail, then a head followed by three tails. We can thus regard the elements of S^7 as lists of length 7 made from the symbols H and T .

Note that $|S^7| = 2^7 = 128$. If this is not clear now, then it will be explained fully in Chapter 5, where we will undertake a careful study of lists. 

Exercises for Section 2.2

A. Write out the indicated sets by listing their elements between braces.

1. Suppose $A = \{1, 2, 3, 4\}$ and $B = \{a, c\}$.

- (a) $A \times B$ (b) $B \times A$ (c) $A \times A$ (d) $B \times B$
 (e) $\emptyset \times B$ (f) $(A \times B) \times B$ (g) $A \times (B \times B)$ (h) B^3

2. Suppose $A = \{\pi, e, 0\}$ and $B = \{0, 1\}$.

- (a) $A \times B$ (b) $B \times A$ (c) $A \times A$ (d) $B \times B$
 (e) $A \times \emptyset$ (f) $(A \times B) \times B$ (g) $A \times (B \times B)$ (h) $A \times B \times B$

3. $\{x \in \mathbb{R} : x^2 = 2\} \times \{a, c, e\}$ 4. $\{n \in \mathbb{Z} : 2 < n < 5\} \times \{n \in \mathbb{Z} : |n| = 5\}$

5. $\{x \in \mathbb{R} : x^2 = 2\} \times \{x \in \mathbb{R} : |x| = 2\}$ 6. $\{x \in \mathbb{R} : x^2 = x\} \times \{x \in \mathbb{N} : x^2 = x\}$

7. $\{\emptyset\} \times \{0, \emptyset\} \times \{0, 1\}$ 8. $\{0, 1\}^4$

B. Sketch these Cartesian products on the x - y plane \mathbb{R}^2 (or \mathbb{R}^3 for the last two).


- | | |
|--|--|
| 9. $\{1, 2, 3\} \times \{-1, 0, 1\}$ | 10. $\{-1, 0, 1\} \times \{1, 2, 3\}$ |
| 11. $[0, 1] \times [0, 1]$ | 12. $[-1, 1] \times [1, 2]$ |
| 13. $\{1, 1.5, 2\} \times [1, 2]$ | 14. $[1, 2] \times \{1, 1.5, 2\}$ |
| 15. $\{1\} \times [0, 1]$ | 16. $[0, 1] \times \{1\}$ |
| 17. $\mathbb{N} \times \mathbb{Z}$ | 18. $\mathbb{Z} \times \mathbb{Z}$ |
| 19. $[0, 1] \times [0, 1] \times [0, 1]$ | 20. $\{(x, y) \in \mathbb{R}^2 : x^2 + y^2 \leq 1\} \times [0, 1]$ |

2.3 Subsets

It can happen that every element of a set A is an element of another set B . For example, each element of $A = \{0, 2, 4\}$ is also an element of $B = \{0, 1, 2, 3, 4\}$. When A and B are related this way we say that A is a *subset* of B .

Definition 2.3. Suppose A and B are sets. If every element of A is also an element of B , then we say A is a **subset** of B , and we denote this as $A \subseteq B$. We write $A \not\subseteq B$ if A is *not* a subset of B , that is, if it is *not* true that every element of A is also an element of B . Thus $A \not\subseteq B$ means that there is at least one element of A that is *not* an element of B .

Example 2.5. Be sure you understand why each of the following is true.

- | | |
|---|--|
| 1. $\{2, 3, 7\} \subseteq \{2, 3, 4, 5, 6, 7\}$ | 5. $\{(x, \sin(x)) : x \in \mathbb{R}\} \subseteq \mathbb{R}^2$ |
| 2. $\{2, 3, 7\} \not\subseteq \{2, 4, 5, 6, 7\}$ | 6. $\{2, 3, 5, 7, 11, 13, 17, \dots\} \subseteq \mathbb{N}$ |
| 3. $\{2, 3, 7\} \subseteq \{2, 3, 7\}$ | 7. $\mathbb{N} \subseteq \mathbb{Z} \subseteq \mathbb{Q} \subseteq \mathbb{R}$ |
| 4. $\{2n : n \in \mathbb{Z}\} \subseteq \mathbb{Z}$ | 8. $\mathbb{R} \times \mathbb{N} \subseteq \mathbb{R} \times \mathbb{R}$  |

This brings us to a significant fact: If B is any set whatsoever, then $\emptyset \subseteq B$. To see why this is true, look at the last sentence of Definition 2.3. It says that $\emptyset \not\subseteq B$ would mean that there is at least one element of \emptyset that is not an element of B . But this cannot be so because \emptyset contains no elements! Thus it is not the case that $\emptyset \not\subseteq B$, so it must be that $\emptyset \subseteq B$.

Fact 2.2. The empty set is a subset of every set, that is, $\emptyset \subseteq B$ for any set B .

Here is another way to look at it. Imagine a subset of B as a thing you make by starting with braces $\{\}$, then filling them with selections from B . For example, to make one particular subset of $B = \{a, b, c\}$, start with $\{\}$, select b and c from B and insert them into $\{\}$ to form the subset $\{b, c\}$. Alternatively, you could have chosen just a to make $\{a\}$, and so on. But one option is to simply select nothing from B . This leaves you with the subset $\{\}$. Thus $\{\} \subseteq B$. More often we write it as $\emptyset \subseteq B$.

This idea of “making” a subset can help us list out all the subsets of a given set B . As an example, let $B = \{a, b, c\}$. Let’s list all of its subsets. One way of approaching this is to make a tree-like structure. Begin with the subset $\{\}$, which is shown on the left of Figure 2.3. Considering the element a of B , we have a choice: insert it or not. The lines from $\{\}$ point to what we get depending whether or not we insert a , either $\{\}$ or $\{a\}$. Now move on to the element b of B . For each of the sets just formed we can either insert or not insert b , and the lines on the diagram point to the resulting sets $\{\}$, $\{b\}$, $\{a\}$, or $\{a, b\}$. Finally, to each of these sets, we can either insert c or not insert it, and this gives us, on the far right-hand column, the sets $\{\}$, $\{c\}$, $\{b\}$, $\{b, c\}$, $\{a\}$, $\{a, c\}$, $\{a, b\}$ and $\{a, b, c\}$. These are the eight subsets of $B = \{a, b, c\}$.

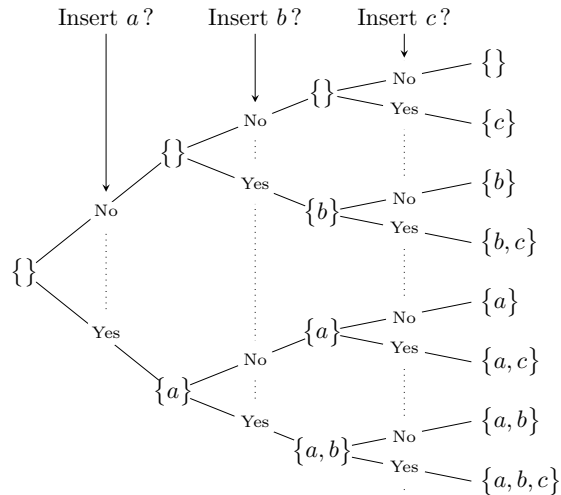


Fig. 2.3 A “tree” for listing subsets

We can see from the way this tree branches out that if it happened that $B = \{a\}$, then B would have just two subsets, those in the second column of the diagram. If it happened that $B = \{a, b\}$, then B would have four subsets, those listed in the third column, and so on. At each branching of the tree, the number of subsets doubles. Thus in general, if $|B| = n$, then B must have 2^n subsets.

Fact 2.3. If a finite set has n elements, then it has 2^n subsets.

For a slightly more complex example, consider listing the subsets of $B = \{1, 2, \{1, 3\}\}$. This B has just three elements: 1, 2 and $\{1, 3\}$. At this point you probably don't even have to draw a tree to list out B 's subsets. You just make all the possible selections from B and put them between braces to get

$$\{\}, \{1\}, \{2\}, \{\{1, 3\}\}, \{1, 2\}, \{1, \{1, 3\}\}, \{2, \{1, 3\}\}, \{1, 2, \{1, 3\}\}.$$

These are the eight subsets of B . Exercises like this help you identify what is and isn't a subset. You know immediately that a set such as $\{1, 3\}$ is *not* a subset of B because it can't be made by selecting elements from B , as the 3 is not an element of B and thus is not a valid selection. Notice that although $\{1, 3\} \not\subseteq B$, it *is* true that $\{1, 3\} \in B$. Also, $\{\{1, 3\}\} \subseteq B$.

Example 2.6. Be sure you understand why the following statements are true. Each illustrates an aspect of set theory that you've learned so far.

1. $1 \in \{1, \{1\}\}$ 1 is the first element listed in $\{1, \{1\}\}$
2. $1 \not\subseteq \{1, \{1\}\}$ because 1 is not a set
3. $\{1\} \in \{1, \{1\}\}$ $\{1\}$ is the second element listed in $\{1, \{1\}\}$
4. $\{1\} \subseteq \{1, \{1\}\}$ make subset $\{1\}$ by selecting 1 from $\{1, \{1\}\}$
5. $\{\{1\}\} \notin \{1, \{1\}\}$.. because $\{1, \{1\}\}$ contains only 1 and $\{1\}$, and not $\{\{1\}\}$
6. $\{\{1\}\} \subseteq \{1, \{1\}\}$ make subset $\{\{1\}\}$ by selecting $\{1\}$ from $\{1, \{1\}\}$
7. $\mathbb{N} \notin \mathbb{N}$ \mathbb{N} is a set (not a number) and \mathbb{N} contains only numbers
8. $\mathbb{N} \subseteq \mathbb{N}$ because $X \subseteq X$ for every set X
9. $\emptyset \notin \mathbb{N}$ because the set \mathbb{N} contains only numbers and no sets
10. $\emptyset \subseteq \mathbb{N}$ because \emptyset is a subset of every set
11. $\mathbb{N} \in \{\mathbb{N}\}$ because $\{\mathbb{N}\}$ has just one element, the set \mathbb{N}
12. $\mathbb{N} \not\subseteq \{\mathbb{N}\}$ because, for instance, $1 \in \mathbb{N}$ but $1 \notin \{\mathbb{N}\}$
13. $\emptyset \notin \{\mathbb{N}\}$ note that the only element of $\{\mathbb{N}\}$ is \mathbb{N} , and $\mathbb{N} \neq \emptyset$
14. $\emptyset \subseteq \{\mathbb{N}\}$ because \emptyset is a subset of every set
15. $\emptyset \in \{\emptyset, \mathbb{N}\}$ \emptyset is the first element listed in $\{\emptyset, \mathbb{N}\}$
16. $\emptyset \subseteq \{\emptyset, \mathbb{N}\}$ because \emptyset is a subset of every set
17. $\{\mathbb{N}\} \subseteq \{\emptyset, \mathbb{N}\}$ make subset $\{\mathbb{N}\}$ by selecting \mathbb{N} from $\{\emptyset, \mathbb{N}\}$
18. $\{\mathbb{N}\} \not\subseteq \{\emptyset, \{\mathbb{N}\}\}$ because $\mathbb{N} \notin \{\emptyset, \{\mathbb{N}\}\}$
19. $\{(1, 2), (2, 2), (7, 1)\} \subseteq \mathbb{N} \times \mathbb{N}$ ☞

Though they should help you understand the concept of subset, the above examples are somewhat artificial. But in general, subsets arise very naturally. For instance, consider the unit circle $C = \{(x, y) \in \mathbb{R}^2 : x^2 + y^2 = 1\}$. This is a subset $C \subseteq \mathbb{R}^2$. Likewise the graph of a function $y = f(x)$ is a set of points $G = \{(x, f(x)) : x \in \mathbb{R}\}$, and $G \subseteq \mathbb{R}^2$. Surely sets such as C and G are more easily understood or visualized when regarded as subsets of \mathbb{R}^2 . Mathematics is filled with such instances where it is important to regard one set as a subset of another.

Exercises for Section 2.3

A. List all the subsets of the following sets.

1. $\{1, 2, 3, 4\}$ 2. $\{1, 2, \emptyset\}$ 3. $\{\{\mathbb{R}\}\}$ 4. \emptyset
 5. $\{\emptyset\}$ 6. $\{\mathbb{R}, \mathbb{Q}, \mathbb{N}\}$ 7. $\{\mathbb{R}, \{\mathbb{Q}, \mathbb{N}\}\}$ 8. $\{\{0, 1\}, \{1, \{2\}\}, \{0\}\}$

B. Write out the following sets by listing their elements between braces.

9. $\{X : X \subseteq \{3, 2, a\} \text{ and } |X| = 2\}$ 10. $\{X \subseteq \mathbb{N} : |X| \leq 1\}$
 11. $\{X : X \subseteq \{3, 2, a\} \text{ and } |X| = 4\}$ 12. $\{X : X \subseteq \{3, 2, a\} \text{ and } |X| = 1\}$

C. Decide if the following statements are true or false. Explain.

13. $\mathbb{R}^3 \subseteq \mathbb{R}^3$ 14. $\mathbb{R}^2 \subseteq \mathbb{R}^3$
 15. $\{(x, y) \in \mathbb{R}^2 : x - 1 = 0\} \subseteq \{(x, y) \in \mathbb{R}^2 : x^2 - x = 0\}$
 16. $\{(x, y) \in \mathbb{R}^2 : x^2 - x = 0\} \subseteq \{(x, y) \in \mathbb{R}^2 : x - 1 = 0\}$

2.4 Power Sets

Given a set, you can form a new set with the *power set* operation, defined as follows.

Definition 2.4. If A is a set, the **power set** of A is another set, denoted as $\mathcal{P}(A)$ and defined to be the set of all subsets of A . In symbols, $\mathcal{P}(A) = \{X : X \subseteq A\}$.

For example, suppose $A = \{1, 2, 3\}$. The power set of A is the set of all subsets of A . We learned how to find these subsets in the previous section, and they are $\{\}, \{1\}, \{2\}, \{3\}, \{1, 2\}, \{1, 3\}, \{2, 3\}$ and $\{1, 2, 3\}$. So the power set of A is

$$\mathcal{P}(A) = \{ \emptyset, \{1\}, \{2\}, \{3\}, \{1, 2\}, \{1, 3\}, \{2, 3\}, \{1, 2, 3\} \}.$$

As we saw in the previous section, if a finite set A has n elements, then it has 2^n subsets, and thus its power set has 2^n elements.

Fact 2.4. If A is a finite set, then $|\mathcal{P}(A)| = 2^{|A|}$.

Example 2.7. Be sure you understand the following statements.

1. $\mathcal{P}(\{0, 1, 3\}) = \{ \emptyset, \{0\}, \{1\}, \{3\}, \{0, 1\}, \{0, 3\}, \{1, 3\}, \{0, 1, 3\} \}$
2. $\mathcal{P}(\{1, 2\}) = \{ \emptyset, \{1\}, \{2\}, \{1, 2\} \}$
3. $\mathcal{P}(\{1\}) = \{ \emptyset, \{1\} \}$
4. $\mathcal{P}(\emptyset) = \{ \emptyset \}$
5. $\mathcal{P}(\{a\}) = \{ \emptyset, \{a\} \}$
6. $\mathcal{P}(\{\emptyset\}) = \{ \emptyset, \{\emptyset\} \}$
7. $\mathcal{P}(\{a\}) \times \mathcal{P}(\{\emptyset\}) = \{ (\emptyset, \emptyset), (\emptyset, \{\emptyset\}), (\{a\}, \emptyset), (\{a\}, \{\emptyset\}) \}$
8. $\mathcal{P}(\mathcal{P}(\{\emptyset\})) = \{ \emptyset, \{\emptyset\}, \{\{\emptyset\}\}, \{\emptyset, \{\emptyset\}\} \}$
9. $\mathcal{P}(\{1, \{1, 2\}\}) = \{ \emptyset, \{1\}, \{\{1, 2\}\}, \{1, \{1, 2\}\} \}$
10. $\mathcal{P}(\{\mathbb{Z}, \mathbb{N}\}) = \{ \emptyset, \{\mathbb{Z}\}, \{\mathbb{N}\}, \{\mathbb{Z}, \mathbb{N}\} \}$

Next are some that are **wrong**. See if you can determine why they are wrong and make sure you understand the explanation on the right.

- 11. $\mathcal{P}(1) = \{ \emptyset, \{1\} \}$ meaningless because 1 is not a set
- 12. $\mathcal{P}(\{1, \{1, 2\}\}) = \{ \emptyset, \{1\}, \{1, 2\}, \{1, \{1, 2\}\} \}$... wrong since $\{1, 2\} \not\subseteq \{1, \{1, 2\}\}$
- 13. $\mathcal{P}(\{1, \{1, 2\}\}) = \{ \emptyset, \{\{1\}\}, \{\{1, 2\}\}, \{ \emptyset, \{1, 2\} \} \}$.. wrong, as $\{\{1\}\} \not\subseteq \{1, \{1, 2\}\}$

In 1–10, notice that $|\mathcal{P}(A)| = 2^{|A|}$, in accordance with Fact 2.4. ☞

If A is finite, it is possible (though maybe not practical) to list out $\mathcal{P}(A)$ between braces as was done in Example 2.7 above. That is not possible if A is infinite. For example, consider $\mathcal{P}(\mathbb{N})$. If you start listing its elements you quickly discover that \mathbb{N} has infinitely many subsets, and it’s not clear how (or if) they could be arranged as a list with a definite pattern:

$$\mathcal{P}(\mathbb{N}) = \{ \emptyset, \{1\}, \{2\}, \dots, \{1, 2\}, \{1, 3\}, \dots, \{39, 47\}, \dots, \{3, 87, 131\}, \dots, \{2, 4, 6, 8, \dots\}, \dots ? \dots \}.$$

The set $\mathcal{P}(\mathbb{R}^2)$ is mind boggling. Think of $\mathbb{R}^2 = \{(x, y) : x, y \in \mathbb{R}\}$ as the set of all points on the Cartesian plane. A subset of \mathbb{R}^2 (that is, an *element* of $\mathcal{P}(\mathbb{R}^2)$) is a set of points in the plane. Let’s look at some of these sets. Since $\{(0, 0), (1, 1)\} \subseteq \mathbb{R}^2$, we know that $\{(0, 0), (1, 1)\} \in \mathcal{P}(\mathbb{R}^2)$. We can even draw a picture of this subset, as in Figure 2.4(a). For another example, the graph of $y = x^2$ is the set of points $G = \{(x, x^2) : x \in \mathbb{R}\}$ and this is a subset of \mathbb{R}^2 , so $G \in \mathcal{P}(\mathbb{R}^2)$. Figure 2.4(b) is a picture of G . This can be done for any function, so the graph of any imaginable function $f : \mathbb{R} \rightarrow \mathbb{R}$ is an element of $\mathcal{P}(\mathbb{R}^2)$.

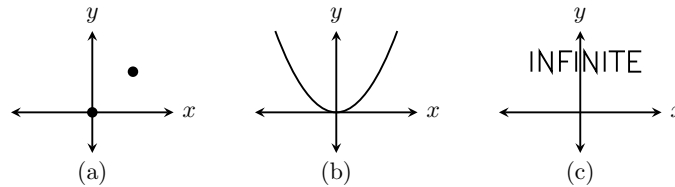


Fig. 2.4 Three of the many, many sets in $\mathcal{P}(\mathbb{R}^2)$

In fact, any black-and-white image on the plane can be thought of as a subset of \mathbb{R}^2 , where the black points belong to the subset and the white points do not. So the text “INFINITE” in Figure 2.4(c) is a subset of \mathbb{R}^2 and therefore an element of $\mathcal{P}(\mathbb{R}^2)$. By that token, $\mathcal{P}(\mathbb{R}^2)$ contains a copy of the page you are reading now.

Thus in addition to containing every imaginable function and every imaginable black-and-white image, $\mathcal{P}(\mathbb{R}^2)$ also contains the full text of every book that was ever written, those that are yet to be written and those that will never be written. Inside of $\mathcal{P}(\mathbb{R}^2)$ is a detailed biography of your life, from beginning to end, as well as the biographies of all of your unborn descendants. It is startling that the five symbols used to write $\mathcal{P}(\mathbb{R}^2)$ can express such an incomprehensibly large set.

Exercises for Section 2.4

A. Find the indicated sets.

- | | |
|---|---|
| 1. $\mathcal{P}(\{\{a, b\}, \{c\}\})$ | 2. $\mathcal{P}(\{1, 2, 3, 4\})$ |
| 3. $\mathcal{P}(\{\{\emptyset\}, 5\})$ | 4. $\mathcal{P}(\{\mathbb{R}, \mathbb{Q}\})$ |
| 5. $\mathcal{P}(\mathcal{P}(\{2\}))$ | 6. $\mathcal{P}(\{1, 2\}) \times \mathcal{P}(\{3\})$ |
| 7. $\mathcal{P}(\{a, b\}) \times \mathcal{P}(\{0, 1\})$ | 8. $\mathcal{P}(\{1, 2\} \times \{3\})$ |
| 9. $\mathcal{P}(\{a, b\} \times \{0\})$ | 10. $\{X \in \mathcal{P}(\{1, 2, 3\}) : X \leq 1\}$ |
| 11. $\{X \subseteq \mathcal{P}(\{1, 2, 3\}) : X \leq 1\}$ | 12. $\{X \in \mathcal{P}(\{1, 2, 3\}) : 2 \in X\}$ |

B. Suppose that $|A| = m$ and $|B| = n$. Find the following cardinalities.

- | | |
|---|---|
| 13. $ \mathcal{P}(\mathcal{P}(\mathcal{P}(A))) $ | 14. $ \mathcal{P}(\mathcal{P}(A)) $ |
| 15. $ \mathcal{P}(A \times B) $ | 16. $ \mathcal{P}(A) \times \mathcal{P}(B) $ |
| 17. $ \{X \in \mathcal{P}(A) : X \leq 1\} $ | 18. $ \mathcal{P}(A \times \mathcal{P}(B)) $ |
| 19. $ \mathcal{P}(\mathcal{P}(\mathcal{P}(A \times \emptyset))) $ | 20. $ \{X \subseteq \mathcal{P}(A) : X \leq 1\} $ |

2.5 Union, Intersection, Difference

Just as numbers are combined with operations such as addition or multiplication, various operations can be applied to sets. The Cartesian product (Section 2.2) is one such operation; given sets A and B , we can combine them with \times to get a new set $A \times B$. Here are three new operations called union, intersection and difference.

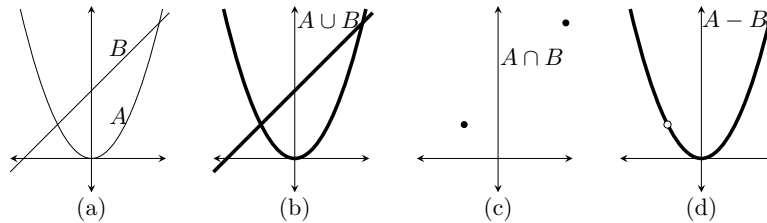
Definition 2.5. Suppose A and B are sets.The **union** of A and B is the set $A \cup B = \{x : x \in A \text{ or } x \in B\}$.The **intersection** of A and B is the set $A \cap B = \{x : x \in A \text{ and } x \in B\}$.The **difference** of A and B is the set $A - B = \{x : x \in A \text{ and } x \notin B\}$.

In words, the union $A \cup B$ is the set of all things that are in A or in B (or in both). The intersection $A \cap B$ is the set of all things in both A and B . The difference $A - B$ is the set of all things that are in A but not in B .

Example 2.8. Suppose $A = \{a, b, c, d, e\}$, $B = \{d, e, f\}$ and $C = \{1, 2, 3\}$.

- $A \cup B = \{a, b, c, d, e, f\}$
- $A \cap B = \{d, e\}$
- $A - B = \{a, b, c\}$
- $B - A = \{f\}$
- $(A - B) \cup (B - A) = \{a, b, c, f\}$
- $A \cup C = \{a, b, c, d, e, 1, 2, 3\}$
- $A \cap C = \emptyset$
- $A - C = \{a, b, c, d, e\}$
- $(A \cap C) \cup (A - C) = \{a, b, c, d, e\}$
- $(A \cap B) \times B = \{(d, d), (d, e), (d, f), (e, d), (e, e), (e, f)\}$

Observe that for any sets X and Y it is always true that $X \cup Y = Y \cup X$ and $X \cap Y = Y \cap X$, but in general $X - Y \neq Y - X$.

Fig. 2.5 The union, intersection and difference of sets A and B

Example 2.9. Let $A = \{(x, x^2) : x \in \mathbb{R}\}$ be the graph of the equation $y = x^2$ and let $B = \{(x, x+2) : x \in \mathbb{R}\}$ be the graph of $y = x + 2$. These sets are subsets of \mathbb{R}^2 . They are sketched together in Figure 2.5(a). Figure 2.5(b) shows $A \cup B$, the set of all points (x, y) that are on one (or both) of the two graphs. Note that $A \cap B = \{(-1, 1), (2, 4)\}$ has just two elements, the two points where the graphs intersect, as illustrated in Figure 2.5(c). Figure 2.5(d) shows $A - B$, which is the set A with “holes” where B crossed it. In set builder notation, we could write $A \cup B = \{(x, y) : x \in \mathbb{R}, y = x^2 \text{ or } y = x + 2\}$ and $A - B = \{(x, x^2) : x \in \mathbb{R} - \{-1, 2\}\}$. \square

Exercises for Section 2.5

- Suppose $A = \{4, 3, 6, 7, 1, 9\}$, $B = \{5, 6, 8, 4\}$ and $C = \{5, 8, 4\}$. Find:
 - $A \cup B$
 - $A \cap B$
 - $A - B$
 - $A - C$
 - $B - A$
 - $A \cap C$
 - $B \cap C$
 - $B \cup C$
 - $C - B$
- Suppose $A = \{0, 2, 4, 6, 8\}$, $B = \{1, 3, 5, 7\}$ and $C = \{2, 8, 4\}$. Find:
 - $A \cup B$
 - $A \cap B$
 - $A - B$
 - $A - C$
 - $B - A$
 - $A \cap C$
 - $B \cap C$
 - $C - A$
 - $C - B$
- Suppose $A = \{0, 1\}$ and $B = \{1, 2\}$. Find:
 - $(A \times B) \cap (B \times B)$
 - $(A \times B) \cup (B \times B)$
 - $(A \times B) - (B \times B)$
 - $(A \cap B) \times A$
 - $(A \times B) \cap B$
 - $\mathcal{P}(A) \cap \mathcal{P}(B)$
 - $\mathcal{P}(A) - \mathcal{P}(B)$
 - $\mathcal{P}(A \cap B)$
 - $\mathcal{P}(A \times B)$
- Suppose $A = \{b, c, d\}$ and $B = \{a, b\}$. Find:
 - $(A \times B) \cap (B \times B)$
 - $(A \times B) \cup (B \times B)$
 - $(A \times B) - (B \times B)$
 - $(A \cap B) \times A$
 - $(A \times B) \cap B$
 - $\mathcal{P}(A) \cap \mathcal{P}(B)$
 - $\mathcal{P}(A) - \mathcal{P}(B)$
 - $\mathcal{P}(A \cap B)$
 - $\mathcal{P}(A) \times \mathcal{P}(B)$
- Sketch the sets $X = [1, 3] \times [1, 3]$ and $Y = [2, 4] \times [2, 4]$ on the plane \mathbb{R}^2 . On separate drawings, shade in the sets $X \cup Y$, $X \cap Y$, $X - Y$ and $Y - X$. (Hint: X and Y are Cartesian products of intervals. You may wish to review the exercises for Section 2.2.)
- Sketch the sets $X = [-1, 3] \times [0, 2]$ and $Y = [0, 3] \times [1, 4]$ on the plane \mathbb{R}^2 . On separate drawings, shade in the sets $X \cup Y$, $X \cap Y$, $X - Y$ and $Y - X$.

2.6 Complement

This section introduces yet another set operation, called the *set complement*. The definition requires the idea of a *universal set*, which we now discuss.

When dealing with a set, we almost always regard it as a subset of some larger set. For example, consider the set of prime numbers $P = \{2, 3, 5, 7, 11, 13, \dots\}$. If asked to name some things that are *not* in P , we might mention some composite numbers like 4 or 6 or 423. It probably would not occur to us to say that Vladimir Putin is not in P . True, Vladimir Putin is not in P , but he lies entirely outside of the discussion of what is a prime number and what is not. We have an unstated assumption that

$$P \subseteq \mathbb{N}$$

because \mathbb{N} is the most natural setting in which to discuss prime numbers. In this context, anything not in P should still be in \mathbb{N} . This larger set \mathbb{N} is called the **universal set** or **universe** for P .


Most sets in mathematics can be regarded as having some natural universal set. For instance, the unit circle is the set $C = \{(x, y) \in \mathbb{R}^2 : x^2 + y^2 = 1\}$, and since all these points are in the plane \mathbb{R}^2 it is natural to regard \mathbb{R}^2 as the universal set for C . In the absence of specifics, if A is a set, then its universal set is often denoted as U . We are now ready to define the complement operation.

Definition 2.6. Let A be a set with a universal set U .
The **complement** of A , denoted \bar{A} , is the set $\bar{A} = U - A$.

Example 2.10. If P is the set of prime numbers, then

$$\bar{P} = \mathbb{N} - P = \{1, 4, 6, 8, 9, 10, 12, \dots\}.$$

Thus \bar{P} is the set of composite numbers and 1. 

Example 2.11. Let $A = \{(x, x^2) : x \in \mathbb{R}\}$ be the graph of the equation $y = x^2$. Figure 2.6(a) shows A in its universal set \mathbb{R}^2 . Its complement $\bar{A} = \mathbb{R}^2 - A = \{(x, y) \in \mathbb{R}^2 : y \neq x^2\}$ is the shaded area in Figure 2.6(b). 

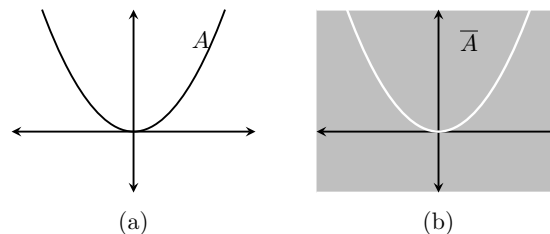


Fig. 2.6 A set and its complement

Exercises for Section 2.6

- Let $A = \{4, 3, 6, 7, 1, 9\}$ and $B = \{5, 6, 8, 4\}$ have universal set $U = \{0, 1, 2, \dots, 10\}$. Find:
 - \bar{A}
 - \bar{B}
 - $A \cap \bar{A}$
 - $A \cup \bar{A}$
 - $A - \bar{A}$
 - $A - \bar{B}$
 - $\bar{A} - \bar{B}$
 - $\bar{A} \cap B$
 - $\overline{\bar{A} \cap B}$
- Let $A = \{0, 2, 4, 6, 8\}$ and $B = \{1, 3, 5, 7\}$ have universal set $U = \{0, 1, 2, \dots, 8\}$. Find:
 - \bar{A}
 - \bar{B}
 - $A \cap \bar{A}$
 - $A \cup \bar{A}$
 - $A - \bar{A}$
 - $\bar{A} \cup \bar{B}$
 - $\bar{A} \cap \bar{B}$
 - $\overline{\bar{A} \cap \bar{B}}$
 - $\bar{A} \times B$
- Sketch the set $X = [1, 3] \times [1, 2]$ on the plane \mathbb{R}^2 . On separate drawings, shade in the sets \bar{X} and $\bar{X} \cap ([0, 2] \times [0, 3])$.
- Sketch the set $X = [-1, 3] \times [0, 2]$ on the plane \mathbb{R}^2 . On separate drawings, shade in the sets \bar{X} and $\bar{X} \cap ([-2, 4] \times [-1, 3])$.
- Sketch the set $X = \{(x, y) \in \mathbb{R}^2 : 1 \leq x^2 + y^2 \leq 4\}$ on the plane \mathbb{R}^2 . On a separate drawing, shade in the set \bar{X} .
- Sketch the set $X = \{(x, y) \in \mathbb{R}^2 : y < x^2\}$ on \mathbb{R}^2 . Shade in the set \bar{X} .

2.7 Venn Diagrams

In thinking about sets, it is sometimes helpful to draw informal, schematic diagrams of them. In doing this we often represent a set with a circle (or oval), which we regard as enclosing all the elements of the set. Such diagrams can illustrate how sets combine using various operations. For example, Figures 2.7(a–c) show two sets A and B that overlap in a middle region. The sets $A \cup B$, $A \cap B$ and $A - B$ are shaded. Such graphical representations of sets are called **Venn diagrams**, after their inventor, British logician John Venn, 1834–1923.

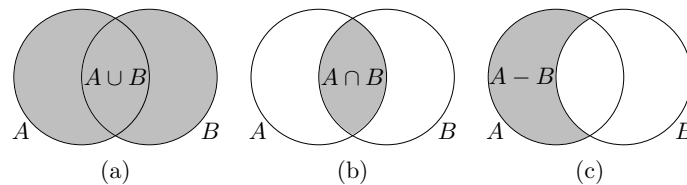


Fig. 2.7 Venn diagrams for two sets

Though you may never draw a Venn diagram in writing up the solution of a problem, you will probably find them to be useful “scratch work” devices that help you to understand how sets combine, and to develop strategies for proving certain theorems or solving certain problems. The remainder of this section uses Venn diagrams to explore how three sets can be combined using \cup and \cap .

Let's begin with the set $A \cup B \cup C$. Our definitions suggest this should consist of all elements which are in one or more of the sets A , B and C . Figure 2.8(a) shows a Venn diagram for this. Similarly, $A \cap B \cap C$ is all elements common to each of A , B and C , so in Figure 2.8(b) the region belonging to all three sets is shaded.

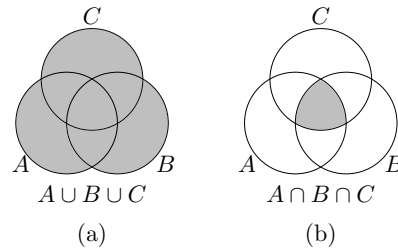


Fig. 2.8 Venn diagrams for three sets

We can also think of $A \cap B \cap C$ as the two-step operation $(A \cap B) \cap C$. In this expression the set $A \cap B$ is represented by the region common to both A and B , and when we intersect *this* with C we get Figure 2.8(b). This is a visual representation of the fact that $A \cap B \cap C = (A \cap B) \cap C$. Similarly, we have $A \cap B \cap C = A \cap (B \cap C)$. Likewise, $A \cup B \cup C = (A \cup B) \cup C = A \cup (B \cup C)$.

Notice that in these examples, where the expression either contains only the symbol \cup or only the symbol \cap , the placement of the parentheses is irrelevant, so we are free to drop them. It is analogous to the situations in algebra involving expressions $(a + b) + c = a + (b + c)$ or $(a \cdot b) \cdot c = a \cdot (b \cdot c)$. We tend to drop the parentheses and write simply $a + b + c$ or $a \cdot b \cdot c$. By contrast, in an expression like $(a + b) \cdot c$ the parentheses are absolutely essential because $(a + b) \cdot c$ and $a + (b \cdot c)$ are generally not equal.

Now let's use Venn diagrams to help us understand the expressions $(A \cup B) \cap C$ and $A \cup (B \cap C)$, which use a mix of \cup and \cap . Figure 2.9 shows how to draw a diagram for $(A \cup B) \cap C$. In the drawing on the left, the set $A \cup B$ is shaded with horizontal lines, while C is shaded with vertical lines. Thus the set $(A \cup B) \cap C$ is represented by the cross-hatched region where $A \cup B$ and C overlap. The superfluous shadings are omitted in the drawing on the right showing the set $(A \cup B) \cap C$.

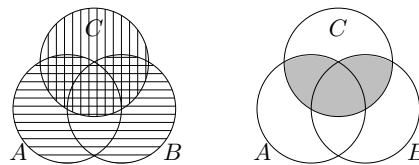


Fig. 2.9 How to make a Venn diagram for $(A \cup B) \cap C$

Now think about $A \cup (B \cap C)$. In Figure 2.10 the set A is shaded with horizontal lines, and $B \cap C$ is shaded with vertical lines. The union $A \cup (B \cap C)$ is represented by the totality of all shaded regions, as shown on the right.

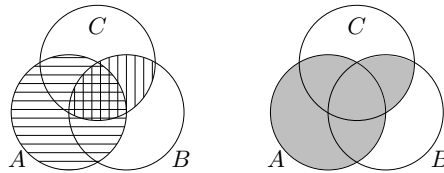


Fig. 2.10 How to make a Venn diagram for $A \cup (B \cap C)$

Compare the diagrams for $(A \cup B) \cap C$ and $A \cup (B \cap C)$ in Figures 2.9 and 2.10. The fact that the diagrams are different indicates that $(A \cup B) \cap C \neq A \cup (B \cap C)$ in general. Thus an expression such as $A \cup B \cap C$ is absolutely meaningless because we can't tell whether it means $(A \cup B) \cap C$ or $A \cup (B \cap C)$. In summary, Venn diagrams have helped us understand the following.

Important Points:

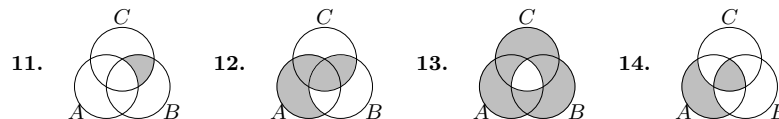
- If an expression involving sets uses only \cup , then parentheses are optional.
- If an expression involving sets uses only \cap , then parentheses are optional.
- If an expression uses both \cup and \cap , then parentheses are **essential**.

In the next section we will study types of expressions that use only \cup or only \cap . These expressions will not require the use of parentheses.

Exercises for Section 2.7

1. Draw a Venn diagram for \bar{A} .
2. Draw a Venn diagram for $B - A$.
3. Draw a Venn diagram for $(A - B) \cap C$.
4. Draw a Venn diagram for $(A \cup B) - C$.
5. Draw Venn diagrams for $A \cup (B \cap C)$ and $(A \cup B) \cap (A \cup C)$. Based on your drawings, do you think $A \cup (B \cap C) = (A \cup B) \cap (A \cup C)$?
6. Draw Venn diagrams for $A \cap (B \cup C)$ and $(A \cap B) \cup (A \cap C)$. Based on your drawings, do you think $A \cap (B \cup C) = (A \cap B) \cup (A \cap C)$?
7. Suppose sets A and B are in a universal set U . Draw Venn diagrams for $\overline{A \cap B}$ and $\bar{A} \cup \bar{B}$. Based on your drawings, do you think it's true that $\overline{A \cap B} = \bar{A} \cup \bar{B}$?
8. Suppose sets A and B are in a universal set U . Draw Venn diagrams for $\overline{A \cup B}$ and $\bar{A} \cap \bar{B}$. Based on your drawings, do you think it's true that $\overline{A \cup B} = \bar{A} \cap \bar{B}$?
9. Draw a diagram for $(A \cap B) - C$.
10. Draw a Venn diagram for $(A - B) \cup C$.

Here are Venn diagrams for expressions involving sets A, B and C . Write the expression.



2.8 Indexed Sets

When a mathematical problem involves lots of sets, it is often convenient to keep track of them by using subscripts (also called indices). Thus instead of denoting three sets as A, B and C , we might instead write them as A_1, A_2 and A_3 . These are called **indexed sets**.

Although we defined union and intersection to be operations that combine two sets, you by now have no difficulty forming unions and intersections of three or more sets. (For instance, in the previous section we drew Venn diagrams for the intersection and union of three sets.) But let's take a moment to write down careful definitions. Given sets A_1, A_2, \dots, A_n , the set $A_1 \cup A_2 \cup A_3 \cup \dots \cup A_n$ consists of everything that is in *at least one* of the sets A_i . Likewise $A_1 \cap A_2 \cap A_3 \cap \dots \cap A_n$ consists of everything that is common to *all* of the sets A_i . Here is a careful definition.

Definition 2.7.

Suppose A_1, A_2, \dots, A_n are sets. Then

$$A_1 \cup A_2 \cup A_3 \cup \dots \cup A_n = \{x : x \in A_i \text{ for at least one set } A_i, \text{ for } 1 \leq i \leq n\},$$

$$A_1 \cap A_2 \cap A_3 \cap \dots \cap A_n = \{x : x \in A_i \text{ for every set } A_i, \text{ for } 1 \leq i \leq n\}.$$

But if the number n of sets is large, these expressions can get messy. To overcome this, we now develop some notation akin to sigma notation. You already know that sigma notation is a convenient symbolism for expressing sums of many numbers. Given numbers $a_1, a_2, a_3, \dots, a_n$, then

$$\sum_{i=1}^n a_i = a_1 + a_2 + a_3 + \dots + a_n.$$

Even if the list of numbers is infinite, the sum

$$\sum_{i=1}^{\infty} a_i = a_1 + a_2 + a_3 + \dots + a_i + \dots$$

is often still meaningful. The notation we are about to introduce is very similar to this. Given sets $A_1, A_2, A_3, \dots, A_n$, we define

$$\bigcup_{i=1}^n A_i = A_1 \cup A_2 \cup A_3 \cup \dots \cup A_n \quad \text{and} \quad \bigcap_{i=1}^n A_i = A_1 \cap A_2 \cap A_3 \cap \dots \cap A_n.$$

Example 2.12. Suppose $A_1 = \{0, 2, 5\}$, $A_2 = \{1, 2, 5\}$ and $A_3 = \{2, 5, 7\}$. Then


$$\bigcup_{i=1}^3 A_i = A_1 \cup A_2 \cup A_3 = \{0, 1, 2, 5, 7\} \quad \text{and} \quad \bigcap_{i=1}^3 A_i = A_1 \cap A_2 \cap A_3 = \{2, 5\}. \quad \clubsuit$$

This notation is also used when the list of sets $A_1, A_2, A_3, A_4 \dots$ is infinite:

$$\begin{aligned} \bigcup_{i=1}^{\infty} A_i &= A_1 \cup A_2 \cup A_3 \cup \dots = \{x : x \in A_i \text{ for at least one set } A_i \text{ with } 1 \leq i\}. \\ \bigcap_{i=1}^{\infty} A_i &= A_1 \cap A_2 \cap A_3 \cap \dots = \{x : x \in A_i \text{ for every set } A_i \text{ with } 1 \leq i\}. \end{aligned}$$

Example 2.13. This example involves the following infinite list of sets.

$$A_1 = \{-1, 0, 1\}, \quad A_2 = \{-2, 0, 2\}, \quad A_3 = \{-3, 0, 3\}, \quad \dots, \quad A_i = \{-i, 0, i\}, \quad \dots$$

Observe that $\bigcup_{i=1}^{\infty} A_i = \mathbb{Z}$, and $\bigcap_{i=1}^{\infty} A_i = \{0\}$. 

Here is a useful twist on our new notation. We can write

$$\bigcup_{i=1}^3 A_i = \bigcup_{i \in \{1, 2, 3\}} A_i,$$

as this takes the union of the sets A_i for $i = 1, 2, 3$. Likewise:

$$\begin{aligned} \bigcap_{i=1}^3 A_i &= \bigcap_{i \in \{1, 2, 3\}} A_i \\ \bigcup_{i=1}^{\infty} A_i &= \bigcup_{i \in \mathbb{N}} A_i \\ \bigcap_{i=1}^{\infty} A_i &= \bigcap_{i \in \mathbb{N}} A_i \end{aligned}$$

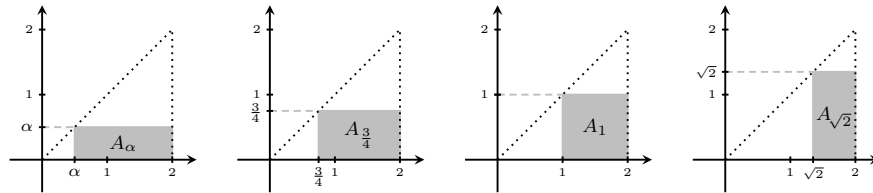
Here we've taken the union or intersection of a collection of sets A_i where i is in some set, be it $\{1, 2, 3\}$ or \mathbb{N} . In general, the way this works is that we have a collection of sets A_i for $i \in I$, where I is the set of possible subscripts. The set I is called an **index set**.

It is important to realize that the set I need not even consist of integers. (We could subscript with letters or real numbers, etc.) Since we are programmed to think of i as an integer, let's make a slight notational change: We use α , not i , to stand for an element of I . Thus we are dealing with a collection of sets A_α for $\alpha \in I$. This leads to the following.

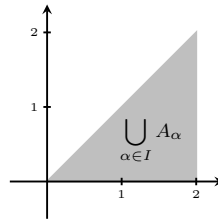
Definition 2.8. If A_α is a set for every α in some index set I , then

$$\begin{aligned} \bigcup_{\alpha \in I} A_\alpha &= \{x : x \in A_\alpha \text{ for at least one set } A_\alpha \text{ with } \alpha \in I\} \\ \bigcap_{\alpha \in I} A_\alpha &= \{x : x \in A_\alpha \text{ for every set } A_\alpha \text{ with } \alpha \in I\}. \end{aligned}$$

Example 2.14. In this example, all sets A_α are all subsets of the plane \mathbb{R}^2 . Each α belongs to the index set $I = [0, 2] = \{x \in \mathbb{R} : 0 \leq x \leq 2\}$, which is the set of all real numbers between 0 and 2. For each number $\alpha \in I$, define A_α to be the set $A_\alpha = [\alpha, 2] \times [0, \alpha]$, which is the rectangle on the xy -plane whose base runs from α to 2 on the x -axis, and whose height is α . Some of these are shown shaded below. (The dotted diagonal line $y = x$ is not a part of any of the sets, but is shown for clarity, as the upper left corner of each A_α touches it.) Note that these sets are not indexed with just integers. For example, as $\sqrt{2} \in I$, there is a set $A_{\sqrt{2}}$, which is shown below on the right.



Now consider the infinite union $\bigcup_{\alpha \in I} A_\alpha$. It is the shaded triangle shown below, because any point (x, y) on this triangle belongs to the set A_x , and is therefore in the union.



Now let's work out the intersection $\bigcap_{\alpha \in I} A_\alpha$. Notice that the point $(2, 0)$ on the x -axis is the lower right corner of any set A_α , so $(2, 0) \in A_\alpha$ for any $\alpha \in I$. Therefore the point $(2, 0)$ is in the intersection of all the A_α . But any *other* point $(x, y) \neq (2, 0)$ on the triangle does not belong to all of the sets A_α . The reason is that if $x < 2$, then $(x, y) \notin A_\alpha$ for any $x < \alpha \leq 2$. (Check this.) And if $x = 2$, then $(x, y) \notin A_\alpha$ for any $0 < \alpha \leq y$. Consequently

$$\bigcap_{\alpha \in I} A_\alpha = \{(2, 0)\}.$$

This intersection consists of only one element, the point $(2, 0)$. 

Exercises for Section 2.8

1. Suppose $A_1 = \{a, b, d, e, g, f\}$, $A_2 = \{a, b, c, d\}$, $A_3 = \{b, d, a\}$ and $A_4 = \{a, b, h\}$.

$$(a) \bigcup_{i=1}^4 A_i = \qquad (b) \bigcap_{i=1}^4 A_i =$$

2. Suppose $\begin{cases} A_1 = \{0, 2, 4, 8, 10, 12, 14, 16, 18, 20, 22, 24\}, \\ A_2 = \{0, 3, 6, 9, 12, 15, 18, 21, 24\}, \\ A_3 = \{0, 4, 8, 12, 16, 20, 24\}. \end{cases}$

$$(a) \bigcup_{i=1}^3 A_i = \qquad (b) \bigcap_{i=1}^3 A_i =$$

3. For each $n \in \mathbb{N}$, let $A_n = \{0, 1, 2, 3, \dots, n\}$.

$$(a) \bigcup_{i \in \mathbb{N}} A_i = \qquad (b) \bigcap_{i \in \mathbb{N}} A_i =$$

4. For each $n \in \mathbb{N}$, let $A_n = \{-2n, 0, 2n\}$.

$$(a) \bigcup_{i \in \mathbb{N}} A_i = \qquad (b) \bigcap_{i \in \mathbb{N}} A_i =$$

$$5. (a) \bigcup_{i \in \mathbb{N}} [i, i+1] = \qquad (b) \bigcap_{i \in \mathbb{N}} [i, i+1] =$$

$$6. (a) \bigcup_{i \in \mathbb{N}} [0, i+1] = \qquad (b) \bigcap_{i \in \mathbb{N}} [0, i+1] =$$

$$7. (a) \bigcup_{i \in \mathbb{N}} \mathbb{R} \times [i, i+1] = \qquad (b) \bigcap_{i \in \mathbb{N}} \mathbb{R} \times [i, i+1] =$$

$$8. (a) \bigcup_{\alpha \in \mathbb{R}} \{\alpha\} \times [0, 1] = \qquad (b) \bigcap_{\alpha \in \mathbb{R}} \{\alpha\} \times [0, 1] =$$

$$9. (a) \bigcup_{X \in \mathcal{P}(\mathbb{N})} X = \qquad (b) \bigcap_{X \in \mathcal{P}(\mathbb{N})} X =$$

$$10. (a) \bigcup_{x \in [0, 1]} [x, 1] \times [0, x^2] = \qquad (b) \bigcap_{x \in [0, 1]} [x, 1] \times [0, x^2] =$$

11. Is $\bigcap_{\alpha \in I} A_\alpha \subseteq \bigcup_{\alpha \in I} A_\alpha$ always true for any collection of sets A_α with index set I ?

12. If $\bigcap_{\alpha \in I} A_\alpha = \bigcup_{\alpha \in I} A_\alpha$, what do you think can be said about the relationships between the sets A_α ?

13. If $J \neq \emptyset$ and $J \subseteq I$, is it true that $\bigcup_{\alpha \in J} A_\alpha \subseteq \bigcup_{\alpha \in I} A_\alpha$? What about $\bigcap_{\alpha \in J} A_\alpha \subseteq \bigcap_{\alpha \in I} A_\alpha$?

14. If $J \neq \emptyset$ and $J \subseteq I$, does it follow that $\bigcap_{\alpha \in I} A_\alpha \subseteq \bigcap_{\alpha \in J} A_\alpha$? Explain.

2.9 Sets that Are Number Systems

In practice, the sets we tend to be most interested in often have special properties and structures. For example, the sets \mathbb{Z} , \mathbb{Q} and \mathbb{R} are familiar number systems: Given such a set, any two of its elements can be added (or multiplied, etc.) together to produce another element in the set. These operations obey the familiar commutative, associative and distributive properties that we have dealt with for years. Such properties lead to the standard algebraic techniques for solving equations. Even though much of this book will be concerned with the idea of proof, we will not find it necessary to define or prove these properties and techniques; we will accept them as the ground rules upon which further deductions are based.

We also accept as fact the natural ordering of the elements of \mathbb{N} , \mathbb{Z} , \mathbb{Q} and \mathbb{R} , so that (for example) the meaning of “ $5 < 7$ ” is understood and does not need to be justified or explained. Similarly, if $x \leq y$ and $a \neq 0$, we know that $ax \leq ay$ or $ax \geq ay$, depending on whether a is positive or negative.

Another thing that our ingrained understanding of the ordering of numbers tells us is that any non-empty subset of \mathbb{N} has a smallest element. In other words, if $A \subseteq \mathbb{N}$ and $A \neq \emptyset$, then there is an element $x_0 \in A$ that is smaller than every other element of A . (To find it, start at 1, then move in increments to 2, 3, 4, etc., until you hit a number $x_0 \in A$; this is the smallest element of A .) Similarly, given an integer b , any non-empty subset $A \subseteq \{b, b+1, b+2, b+3, \dots\}$ has a smallest element. This fact is sometimes called the **well-ordering principle**. There is no need to remember this term, but do be aware that we will use this simple, intuitive idea often in proofs, usually without a second thought.

The well-ordering principle seems innocent enough, but it actually says something very fundamental and special about the positive integers \mathbb{N} . In fact, the corresponding statement about the positive real numbers is false: The subset $A = \{\frac{1}{n} : n \in \mathbb{N}\}$ of the positive reals has no smallest element because for any $x_0 = \frac{1}{n} \in A$ that we might pick, there is always a smaller element $\frac{1}{n+1} \in A$.

Despite the fact that we will scarcely mention it again in this book, the well-ordering principle plays a fundamental role in discrete mathematics. For example, imagine a loop in a computer program that continues to execute as long as some integer value x is positive. If each iteration of the loop decreases the value of x , then it is the well-ordering principle that assures us that the loop eventually terminates. This is because the set A of all values that x takes on is a subset of \mathbb{N} and therefore has a smallest element, namely the value of x in the last iteration of the loop.

2.10 Case Study: Russell’s Paradox

This section contains some background information that may be interesting, but is not used in the remainder of the book.

The philosopher and mathematician Bertrand Russell (1872–1970) did groundbreaking work on the theory of sets and the foundations of mathematics. He was

probably among the first to understand how the misuse of sets can lead to bizarre and paradoxical situations. He is famous for an idea that has come to be known as **Russell's paradox**.

Russell's paradox involves the following set of sets:

$$A = \{ X : X \text{ is a set and } X \notin X \}. \quad (2.1)$$

In words, A is the set of all sets that do not include themselves as elements. Most sets we can think of are in A . The set \mathbb{Z} of integers is not an integer (i.e., $\mathbb{Z} \notin \mathbb{Z}$) and therefore $\mathbb{Z} \in A$. Also $\emptyset \in A$ because \emptyset is a set and $\emptyset \notin \emptyset$.

Is there a set that is not in A ? Consider $B = \{ \{ \{ \{ \dots \} \} \} \}$. Think of B as a box containing a box, containing a box, containing a box, and so on, forever. Or a set of Russian dolls, nested one inside the other, endlessly. The curious thing about B is that it has just one element, namely B itself:

$$B = \{ \underbrace{\{ \{ \{ \dots \} \} \}}_B \}.$$

Thus $B \in B$. As B does not satisfy $B \notin B$, Equation (2.1) says $B \notin A$.

Russell's paradox arises from the question “*Is A an element of A ?*”

For a set X , Equation (2.1) says $X \in A$ means the same thing as $X \notin X$. So for $X = A$, the previous line says $A \in A$ means the same thing as $A \notin A$. Conclusion: if $A \in A$ is true, then it is false; if $A \in A$ is false, then it is true. This is Russell's paradox.

Initially Russell's paradox sparked a crisis among mathematicians. How could a mathematical statement be both true and false? This seemed to be in opposition to the very essence of mathematics.

The paradox instigated a very careful examination of set theory and an evaluation of what can and cannot be regarded as a set. Eventually mathematicians settled upon a collection of axioms for set theory—the so-called **Zermelo-Fraenkel axioms**. One of these axioms is the well-ordering principle of the previous section. Another, the axiom of foundation, states that no non-empty set X is allowed to have the property $X \cap x \neq \emptyset$ for all its elements x . This rules out such circularly defined “sets” as $B = \{B\}$ mentioned above. If we adhere to these axioms, then situations like Russell's paradox disappear. Most mathematicians accept all this on faith and happily ignore the Zermelo-Fraenkel axioms. Paradoxes like Russell's do not tend to come up in everyday mathematics—you have to go out of your way to construct them.

Still, Russell's paradox reminds us that precision of thought and language is an important part of doing mathematics. The next chapter deals with the topic of logic, a codification of thought and language.

Solutions for Chapter 2

Section 2.1

1. $\{5x - 1 : x \in \mathbb{Z}\} = \{\dots - 11, -6, -1, 4, 9, 14, 19, 24, 29, \dots\}$
3. $\{x \in \mathbb{Z} : -2 \leq x < 7\} = \{-2, -1, 0, 1, 2, 3, 4, 5, 6\}$
5. $\{x \in \mathbb{R} : x^2 = 3\} = \{-\sqrt{3}, \sqrt{3}\}$
7. $\{x \in \mathbb{R} : x^2 + 5x = -6\} = \{-2, -3\}$
9. $\{x \in \mathbb{R} : \sin \pi x = 0\} = \{\dots, -2, -1, 0, 1, 2, 3, 4, \dots\} = \mathbb{Z}$
11. $\{x \in \mathbb{Z} : |x| < 5\} = \{-4, -3, -2, -1, 0, 1, 2, 3, 4\}$
13. $\{x \in \mathbb{Z} : |6x| < 5\} = \{0\}$
15. $\{5a + 2b : a, b \in \mathbb{Z}\} = \{\dots, -2, -1, 0, 1, 2, 3, \dots\} = \mathbb{Z}$
17. $\{2, 4, 8, 16, 32, 64, \dots\} = \{2^x : x \in \mathbb{N}\}$
19. $\{\dots, -6, -3, 0, 3, 6, 9, 12, 15, \dots\} = \{3x : x \in \mathbb{Z}\}$
21. $\{0, 1, 4, 9, 16, 25, 36, \dots\} = \{x^2 : x \in \mathbb{Z}\}$
23. $\{3, 4, 5, 6, 7, 8\} = \{x \in \mathbb{Z} : 3 \leq x \leq 8\} = \{x \in \mathbb{N} : 3 \leq x \leq 8\}$
25. $\{\dots, \frac{1}{8}, \frac{1}{4}, \frac{1}{2}, 1, 2, 4, 8, \dots\} = \{2^n : n \in \mathbb{Z}\}$
27. $\{\dots, -\pi, -\frac{\pi}{2}, 0, \frac{\pi}{2}, \pi, \frac{3\pi}{2}, 2\pi, \frac{5\pi}{2}, \dots\} = \{\frac{k\pi}{2} : k \in \mathbb{Z}\}$
29. $|\{\{1\}, \{2, \{3, 4\}\}, \emptyset\}| = 3$
31. $|\{\{\{1\}, \{2, \{3, 4\}\}, \emptyset\}\}| = 1$
33. $|\{x \in \mathbb{Z} : |x| < 10\}| = 19$
35. $|\{x \in \mathbb{Z} : x^2 < 10\}| = 7$
37. $|\{x \in \mathbb{N} : x^2 < 0\}| = 0$

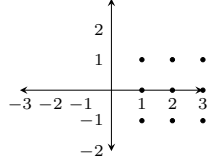
Section 2.2

1. Suppose $A = \{1, 2, 3, 4\}$ and $B = \{a, c\}$.
 - (a) $A \times B = \{(1, a), (1, c), (2, a), (2, c), (3, a), (3, c), (4, a), (4, c)\}$
 - (b) $B \times A = \{(a, 1), (a, 2), (a, 3), (a, 4), (c, 1), (c, 2), (c, 3), (c, 4)\}$
 - (c) $A \times A = \{(1, 1), (1, 2), (1, 3), (1, 4), (2, 1), (2, 2), (2, 3), (2, 4), (3, 1), (3, 2), (3, 3), (3, 4), (4, 1), (4, 2), (4, 3), (4, 4)\}$
 - (d) $B \times B = \{(a, a), (a, c), (c, a), (c, c)\}$
 - (e) $\emptyset \times B = \{(a, b) : a \in \emptyset, b \in B\} = \emptyset$ (There are no pairs (a, b) with $a \in \emptyset$.)
 - (f) $(A \times B) \times B = \{((1, a), a), ((1, c), a), ((2, a), a), ((2, c), a), ((3, a), a), ((3, c), a), ((4, a), a), ((4, c), a), ((1, a), c), ((1, c), c), ((2, a), c), ((2, c), c), ((3, a), c), ((3, c), c), ((4, a), c), ((4, c), c)\}$
 - (g) $A \times (B \times B) = \{(1, (a, a)), (1, (a, c)), (1, (c, a)), (1, (c, c)), (2, (a, a)), (2, (a, c)), (2, (c, a)), (2, (c, c)), (3, (a, a)), (3, (a, c)), (3, (c, a)), (3, (c, c)), (4, (a, a)), (4, (a, c)), (4, (c, a)), (4, (c, c))\}$
 - (h) $B^3 = \{(a, a, a), (a, a, c), (a, c, a), (a, c, c), (c, a, a), (c, a, c), (c, c, a), (c, c, c)\}$
3. $\{x \in \mathbb{R} : x^2 = 2\} \times \{a, c, e\} = \{(-\sqrt{2}, a), (\sqrt{2}, a), (-\sqrt{2}, c), (\sqrt{2}, c), (-\sqrt{2}, e), (\sqrt{2}, e)\}$
5. $\{x \in \mathbb{R} : x^2 = 2\} \times \{x \in \mathbb{R} : |x| = 2\} = \{(-\sqrt{2}, -2), (\sqrt{2}, 2), (-\sqrt{2}, 2), (\sqrt{2}, -2)\}$

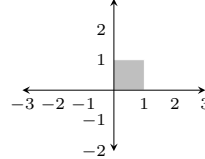
$$7. \{\emptyset\} \times \{0, \emptyset\} \times \{0, 1\} = \{(\emptyset, 0, 0), (\emptyset, 0, 1), (\emptyset, \emptyset, 0), (\emptyset, \emptyset, 1)\}$$

Sketch the following Cartesian products on the x - y plane.

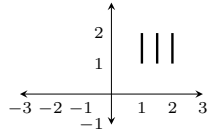
$$9. \{1, 2, 3\} \times \{-1, 0, 1\}$$



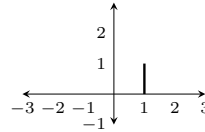
$$11. [0, 1] \times [0, 1]$$



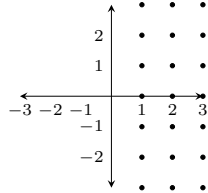
$$13. \{1, 1.5, 2\} \times [1, 2]$$



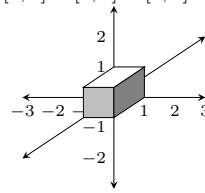
$$15. \{1\} \times [0, 1]$$



$$17. \mathbb{N} \times \mathbb{Z}$$



$$19. [0, 1] \times [0, 1] \times [0, 1]$$



Section 2.3

A. List all the subsets of the following sets.

1. The subsets of $\{1, 2, 3, 4\}$ are: $\{\}$, $\{1\}$, $\{2\}$, $\{3\}$, $\{4\}$, $\{1, 2\}$, $\{1, 3\}$, $\{1, 4\}$, $\{2, 3\}$, $\{2, 4\}$, $\{3, 4\}$, $\{1, 2, 3\}$, $\{1, 2, 4\}$, $\{1, 3, 4\}$, $\{2, 3, 4\}$, $\{1, 2, 3, 4\}$.

3. The subsets of $\{\{\mathbb{R}\}\}$ are: $\{\}$ and $\{\{\mathbb{R}\}\}$.

5. The subsets of $\{\emptyset\}$ are $\{\}$ and $\{\emptyset\}$.

7. The subsets of $\{\mathbb{R}, \{\mathbb{Q}, \mathbb{N}\}\}$ are $\{\}$, $\{\mathbb{R}\}$, $\{\{\mathbb{Q}, \mathbb{N}\}\}$, $\{\mathbb{R}, \{\mathbb{Q}, \mathbb{N}\}\}$.

B. Write out the following sets by listing their elements between braces.

9. $\{X : X \subseteq \{3, 2, a\} \text{ and } |X| = 2\} = \{\{3, 2\}, \{3, a\}, \{2, a\}\}$

11. $\{X : X \subseteq \{3, 2, a\} \text{ and } |X| = 4\} = \{\} = \emptyset$

C. Decide if the following statements are true or false.

13. $\mathbb{R}^3 \subseteq \mathbb{R}^3$ is **true** because any set is a subset of itself.

15. $\{(x, y) : x - 1 = 0\} \subseteq \{(x, y) : x^2 - x = 0\}$. This is true. (The even-numbered ones are both false. You have to explain why.)

Section 2.4

A. Find the indicated sets.

1. $\mathcal{P}(\{\{a, b\}, \{c\}\}) = \{\emptyset, \{\{a, b\}\}, \{\{c\}\}, \{\{a, b\}, \{c\}\}\}$

3. $\mathcal{P}(\{\{\emptyset\}, 5\}) = \{\emptyset, \{\{\emptyset\}\}, \{5\}, \{\{\emptyset\}, 5\}\}$

5. $\mathcal{P}(\mathcal{P}(\{2\})) = \{\emptyset, \{\emptyset\}, \{\{2\}\}, \{\emptyset, \{2\}\}\}$

7. $\mathcal{P}(\{a, b\}) \times \mathcal{P}(\{0, 1\}) =$
 $\left\{ \begin{array}{cccc} (\emptyset, \emptyset), & (\emptyset, \{0\}), & (\emptyset, \{1\}), & (\emptyset, \{0, 1\}), \\ (\{a\}, \emptyset), & (\{a\}, \{0\}), & (\{a\}, \{1\}), & (\{a\}, \{0, 1\}), \\ (\{b\}, \emptyset), & (\{b\}, \{0\}), & (\{b\}, \{1\}), & (\{b\}, \{0, 1\}), \\ (\{a, b\}, \emptyset), & (\{a, b\}, \{0\}), & (\{a, b\}, \{1\}), & (\{a, b\}, \{0, 1\}) \end{array} \right\}$

9. $\mathcal{P}(\{a, b\} \times \{0\}) = \{\emptyset, \{(a, 0)\}, \{(b, 0)\}, \{(a, 0), (b, 0)\}\}$

11. $\{X \subseteq \mathcal{P}(\{1, 2, 3\}) : |X| \leq 1\} =$
 $\{\emptyset, \{\emptyset\}, \{\{1\}\}, \{\{2\}\}, \{\{3\}\}, \{\{1, 2\}\}, \{\{1, 3\}\}, \{\{2, 3\}\}, \{\{1, 2, 3\}\}\}$

B. Suppose that $|A| = m$ and $|B| = n$. Find the following cardinalities.

13. $|\mathcal{P}(\mathcal{P}(\mathcal{P}(A)))| = 2^{(2^{(2^m)})}$

15. $|\mathcal{P}(A \times B)| = 2^{mn}$

17. $|\{X \in \mathcal{P}(A) : |X| \leq 1\}| = m + 1$

19. $|\mathcal{P}(\mathcal{P}(\mathcal{P}(A \times \emptyset)))| = |\mathcal{P}(\mathcal{P}(\mathcal{P}(\emptyset)))| = 4$

Section 2.5

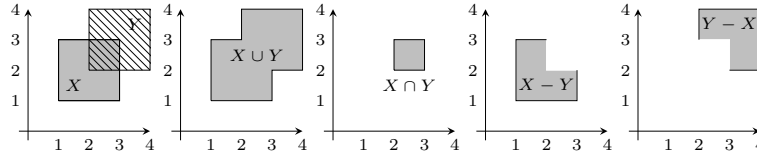
1. Suppose $A = \{4, 3, 6, 7, 1, 9\}$, $B = \{5, 6, 8, 4\}$ and $C = \{5, 8, 4\}$. Find:

- (a) $A \cup B = \{1, 3, 4, 5, 6, 7, 8, 9\}$ (b) $A \cap B = \{4, 6\}$
 (c) $A - B = \{3, 7, 1, 9\}$ (d) $A - C = \{3, 6, 7, 1, 9\}$
 (e) $B - A = \{5, 8\}$ (f) $A \cap C = \{4\}$
 (g) $B \cap C = \{5, 8, 4\}$ (h) $B \cup C = \{5, 6, 8, 4\}$
 (i) $C - B = \emptyset$

3. Suppose $A = \{0, 1\}$ and $B = \{1, 2\}$. Find:

- (a) $(A \times B) \cap (B \times B) = \{(1, 1), (1, 2)\}$
 (b) $(A \times B) \cup (B \times B) = \{(0, 1), (0, 2), (1, 1), (1, 2), (2, 1), (2, 2)\}$
 (c) $(A \times B) - (B \times B) = \{(0, 1), (0, 2)\}$ (d) $(A \cap B) \times A = \{(1, 0), (1, 1)\}$
 (e) $(A \times B) \cap B = \emptyset$ (f) $\mathcal{P}(A) \cap \mathcal{P}(B) = \{\emptyset, \{1\}\}$
 (g) $\mathcal{P}(A) - \mathcal{P}(B) = \{\{\emptyset\}, \{0, 1\}\}$ (h) $\mathcal{P}(A \cap B) = \{\{\}, \{1\}\}$
 (i) $\{\emptyset, \{(0, 1)\}, \{(0, 2)\}, \{(1, 1)\}, \{(1, 2)\}, \{(0, 1), (0, 2)\}, \{(0, 1), (1, 1)\},$
 $\{(0, 1), (1, 2)\}, \{(0, 2), (1, 1)\}, \{(0, 2), (1, 2)\}, \{(1, 1), (1, 2)\},$
 $\{(0, 2), (1, 1), (1, 2)\}, \{(0, 1), (1, 1), (1, 2)\}, \{(0, 1), (0, 2), (1, 2)\},$
 $\{(0, 1), (0, 2), (1, 1)\}, \{(0, 1), (0, 2), (1, 1), (1, 2)\}\}$

5. Sketch the sets $X = [1, 3] \times [1, 3]$ and $Y = [2, 4] \times [2, 4]$ on the plane \mathbb{R}^2 . On separate drawings, shade in the sets $X \cup Y$, $X \cap Y$, $X - Y$ and $Y - X$.

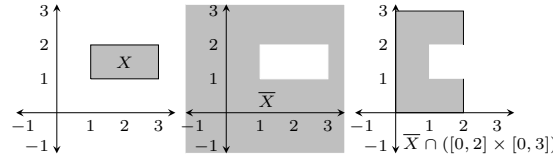


Section 2.6

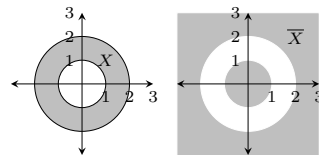
1. Suppose $A = \{4, 3, 6, 7, 1, 9\}$ and $B = \{5, 6, 8, 4\}$ have universal set $U = \{n \in \mathbb{Z} : 0 \leq n \leq 10\}$.

(a) $\bar{A} = \{0, 2, 5, 8, 10\}$	(b) $\bar{B} = \{0, 1, 2, 3, 7, 9, 10\}$
(c) $A \cap \bar{A} = \emptyset$	(d) $A \cup \bar{A} = U$
(e) $A - \bar{A} = A$	(f) $A - \bar{B} = \{4, 6\}$
(g) $\bar{A} - \bar{B} = \{5, 8\}$	(h) $\bar{A} \cap B = \{5, 8\}$
(i) $\overline{\bar{A} \cap B} = \{0, 1, 2, 3, 4, 6, 7, 9, 10\}$	

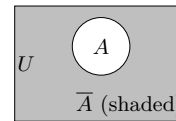
3. Sketch the set $X = [1, 3] \times [1, 2]$ on the plane \mathbb{R}^2 . On separate drawings, shade in the sets \bar{X} , and $\bar{X} \cap ([0, 2] \times [0, 3])$.



5. Sketch the set $X = \{(x, y) \in \mathbb{R}^2 : 1 \leq x^2 + y^2 \leq 4\}$ on the plane \mathbb{R}^2 . On a separate drawing, shade in the set \bar{X} .



Solution of 2.6, #5.

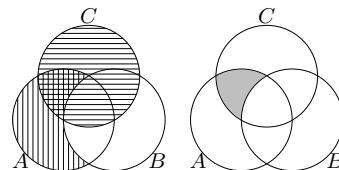


Solution of 2.7, #1.

Section 2.7

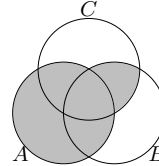
1. Draw a Venn diagram for \bar{A} . (Solution above right)
3. Draw a Venn diagram for $(A - B) \cap C$.

Scratch work is shown on the right. The set $A - B$ is indicated with vertical shading. The set C is indicated with horizontal shading. The intersection of $A - B$ and C is thus the overlapping region that is shaded with both vertical and horizontal lines. The final answer is drawn on the far right, where the set $(A - B) \cap C$ is shaded in gray.



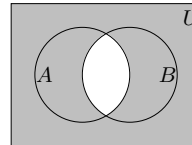
5. Draw Venn diagrams for $A \cup (B \cap C)$ and $(A \cup B) \cap (A \cup C)$. Based on your drawings, do you think $A \cup (B \cap C) = (A \cup B) \cap (A \cup C)$?

If you do the drawings carefully, you will find that your Venn diagrams are the same for both $A \cup (B \cap C)$ and $(A \cup B) \cap (A \cup C)$. Each looks as illustrated on the right. Based on this, we are inclined to say that the equation $A \cup (B \cap C) = (A \cup B) \cap (A \cup C)$ holds for all sets A , B and C .

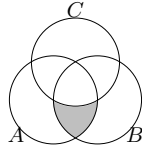


7. Suppose sets A and B are in a universal set U . Draw Venn diagrams for $\overline{A \cap B}$ and $\overline{A} \cup \overline{B}$. Based on your drawings, do you think it's true that $\overline{A \cap B} = \overline{A} \cup \overline{B}$?

The diagrams for $\overline{A \cap B}$ and $\overline{A} \cup \overline{B}$ look exactly alike. In either case the diagram is the shaded region illustrated on the right. Thus we would expect that the equation $\overline{A \cap B} = \overline{A} \cup \overline{B}$ is true for any sets A and B .



9. Draw a Venn diagram for $(A \cap B) - C$.



11. The simplest answer is $(B \cap C) - A$.
 13. One answer is $(A \cup B \cup C) - (A \cap B \cap C)$.

Section 2.8

1. Suppose $A_1 = \{a, b, d, e, g, f\}$, $A_2 = \{a, b, c, d\}$, $A_3 = \{b, d, a\}$ and $A_4 = \{a, b, h\}$.

(a) $\bigcup_{i=1}^4 A_i = \{a, b, c, d, e, f, g, h\}$

(b) $\bigcap_{i=1}^4 A_i = \{a, b\}$

3. For each $n \in \mathbb{N}$, let $A_n = \{0, 1, 2, 3, \dots, n\}$.

(a) $\bigcup_{i \in \mathbb{N}} A_i = \{0\} \cup \mathbb{N}$

(b) $\bigcap_{i \in \mathbb{N}} A_i = \{0, 1\}$

5. (a) $\bigcup_{i \in \mathbb{N}} [i, i + 1] = [1, \infty)$

(b) $\bigcap_{i \in \mathbb{N}} [i, i + 1] = \emptyset$

7. (a) $\bigcup_{i \in \mathbb{N}} \mathbb{R} \times [i, i + 1] = \{(x, y) : x, y \in \mathbb{R}, y \geq 1\}$

(b) $\bigcap_{i \in \mathbb{N}} \mathbb{R} \times [i, i + 1] = \emptyset$

9. (a) $\bigcup_{X \in \mathcal{P}(\mathbb{N})} X = \mathbb{N}$

(b) $\bigcap_{X \in \mathcal{P}(\mathbb{N})} X = \emptyset$

11. Yes, this is always true.
 13. The first is true, the second is false.