



# Scale fingerings for MHIS 110

**C**

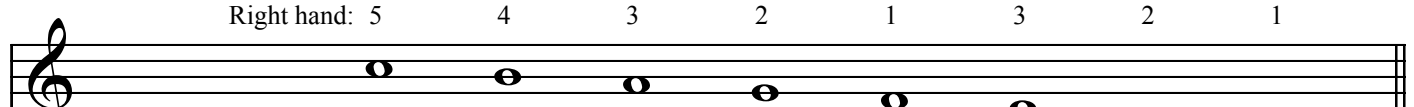
Right hand: 1 2 3 1 2 3 4 5




Left hand: 5 4 3 2 1 3 2 1



Right hand: 5 4 3 2 1 3 2 1




Left hand: 1 2 3 1 2 3 4 5




The fingering pattern for C major will also work for G, D, A, and E major.

**G**


Right hand: 1 2 3 1 2 3 4 5




Left hand: 5 4 3 2 1 3 2 1



Right hand: 5 4 3 2 1 3 2 1




Left hand: 1 2 3 1 2 3 4 5




F major requires a different set of fingerings for the right hand:

**F**


Right hand: 1 2 3 4 1 2 3 4



Left hand: 5 4 3 2 1 3 2 1



Right hand: 4 3 2 1 4 3 2 1



Left hand: 1 2 3 1 2 3 4 5

